

Directions:
Pattern #1 - House

September Family Project
Pattern #1

PLEASE RETURN THIS
PAGE ASAP!

*Decorate and or color house.

*Please put your child's name on the **BACK!!!**


***DO NOT WRITE NAME ON FRONT!**

*Cut out.

*Return **ASAP!**

The other patterns should be
returned as your child can
answer the Safety
information questions
correctly multiple times!

I can't wait to see our
KinderVille completed!




September Family Project

Pattern #2

Directions:

Pattern #2 - Name Plate

- *Write your first and last name on the name plate.
- *Decorate it with puffy paint, or fun colored markers.
- *Cut out.
- *Return when you can answer the question, "What is your name?"



September Family Project

Pattern #3


Directions:

Pattern #3 - Address Box

- *Write your house number in **BIG BOLD** numbers in the box.
- *Decorate it.
- *Cut out.
- *Write your child's name on the **BACK**.
- *Return when you can answer the question, "What is your address?"



September Family Project Pattern #4



Directions:
Pattern #3 - Phone

*Help your child learn a phone number. This should be a number in which your child could reach you in an emergency.

*Color the phone.

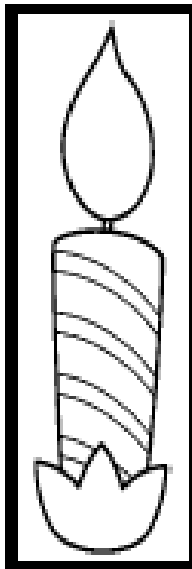
*Cut out around the outside line

*Write this number on the back of the phone.

*Write your child's name on the BACK.

*Return when you can answer the question, "What is your phone number?"

September Family Project Pattern #5



Directions:
Pattern #3 - Birthday Candle

*Help your child learn their birthday.

*Parents: Write the birth date on the candle flame.

*Write your child's name on the BACK.

*Color the Candle.

*Cut out carefully!

*Return when you can answer the question, "What is your birthday?"